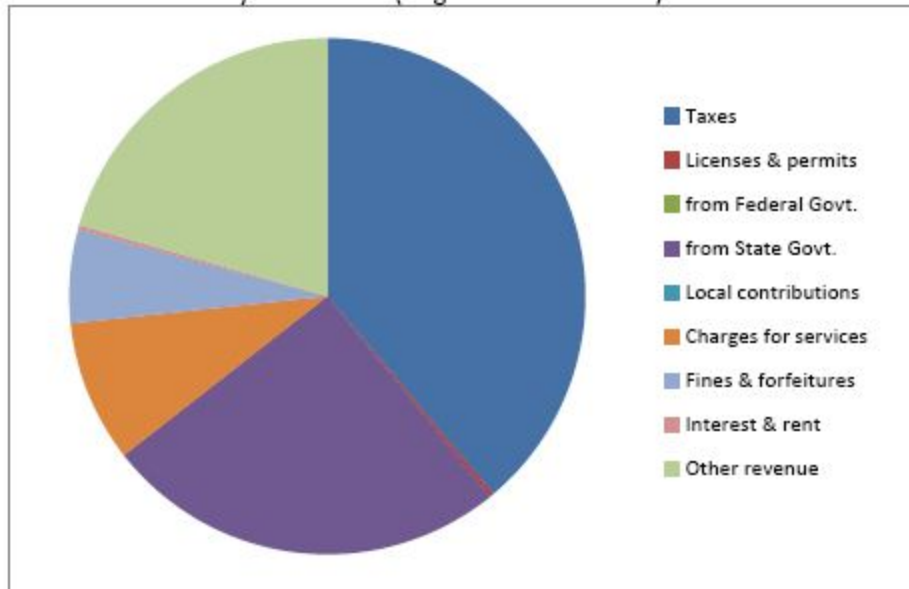


**CITIZENS' GUIDE TO LOCAL UNIT FINANCES - Breckenridge - Gratiot**

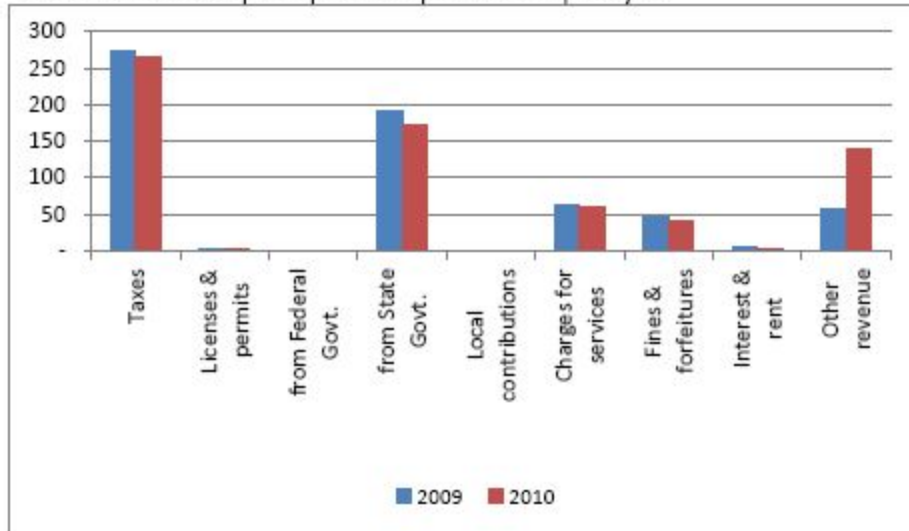
1. Where our money comes from (all governmental funds)



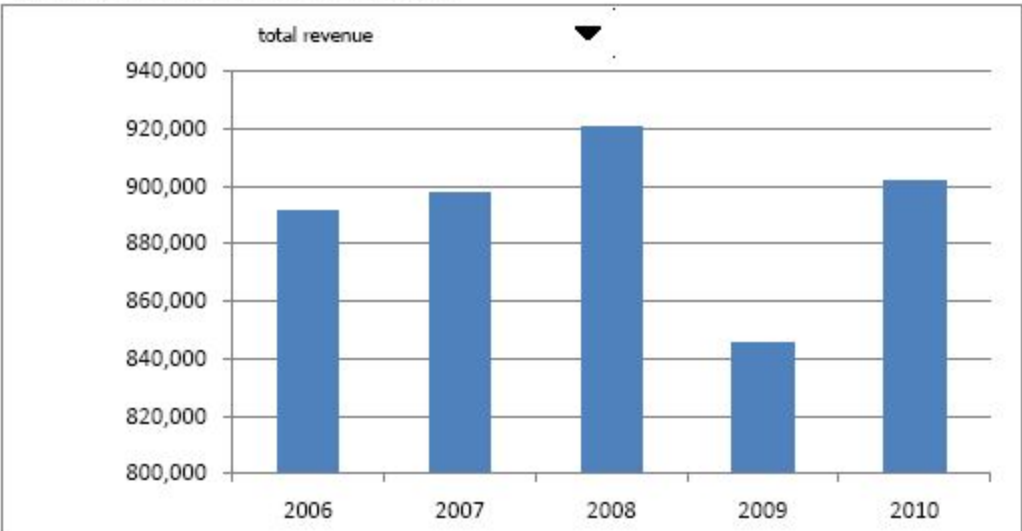
2. Compared to the prior year

	2009	2010	% change
Taxes	\$ 364,492	\$ 351,363	-4%
Licenses & permits	2,646	1,380	-48%
from Federal Govt.	-	-	n/a
from State Govt.	252,431	228,335	-10%
Local contributions	-	-	n/a
Charges for services	83,404	79,634	-5%
Fines & forfeitures	61,983	53,765	(0)
Interest & rent	5,015	2,582	(0)
Other revenue	75,420	184,941	145%
<b>Total</b>	<b>\$ 845,391</b>	<b>\$ 902,000</b>	<b>7%</b>

3. Revenue sources per capita - compared to the prior year



4. Historical trends of individual sources

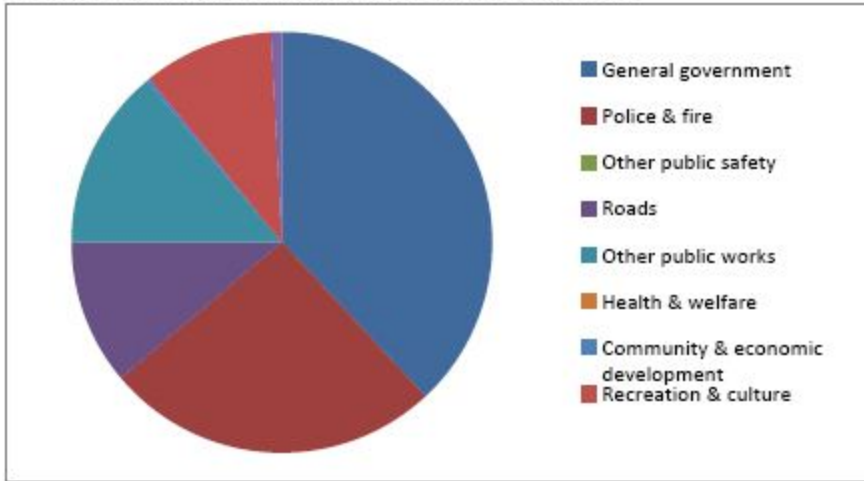


Commentary:

**CITIZENS' GUIDE TO LOCAL UNIT FINANCES - Breckenridge - Gratiot**

**EXPENDITURES**

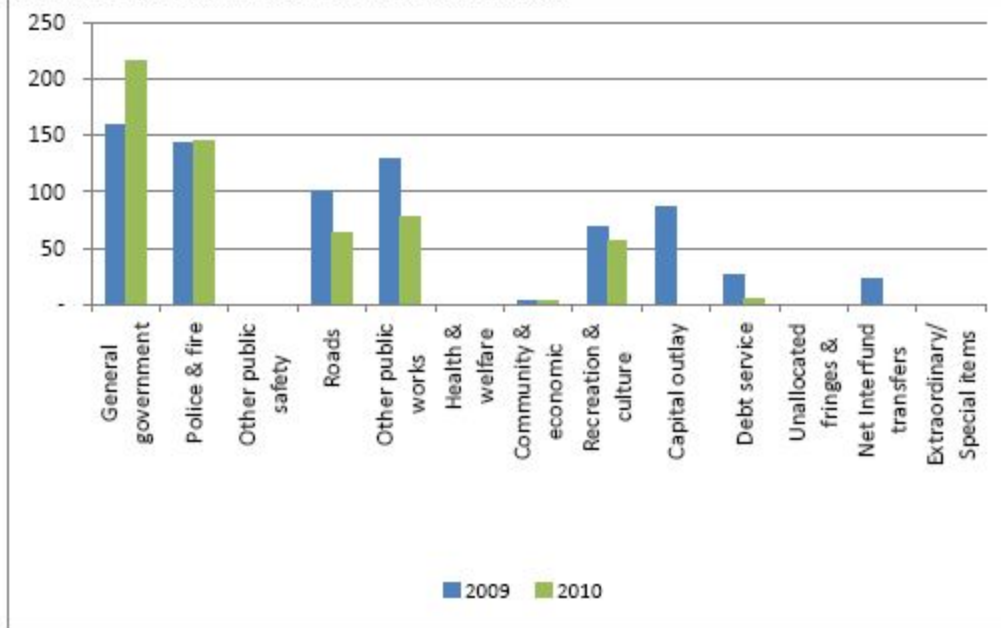
**1. Where we spend our money (all governmental funds)**



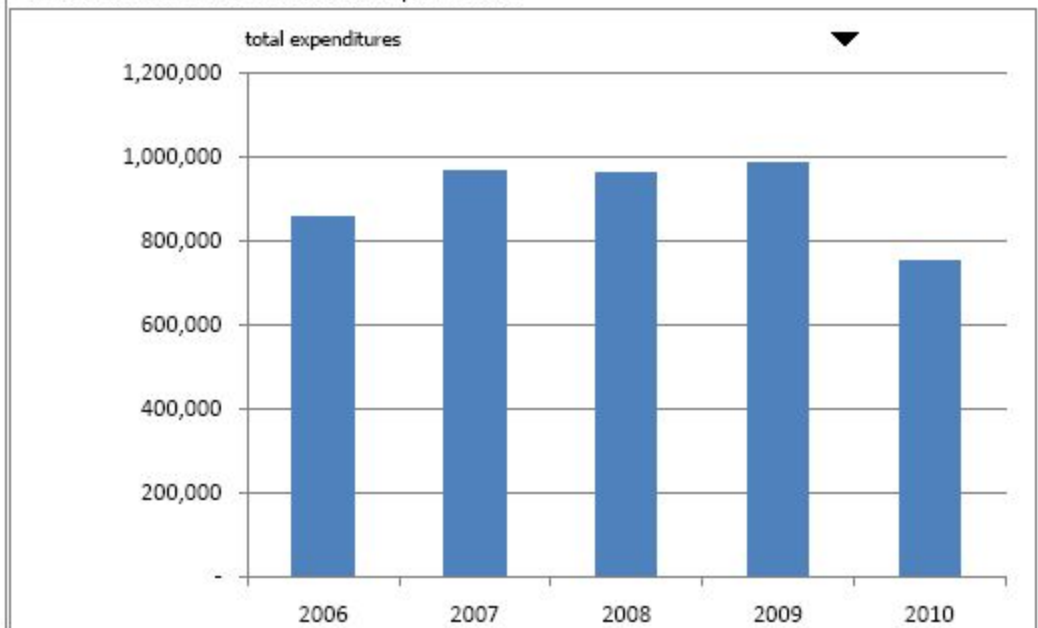
**2. Compared to the prior year**

	2009	2010	% change
General government	\$ 210,773	\$ 286,981	36%
Police & fire	191,217	193,463	1%
Other public safety	-	-	n/a
Roads	133,244	84,049	-37%
Other public works	171,712	102,714	-40%
Health & welfare	-	-	n/a
Community & economic develop	3,769	3,169	-16%
Recreation & culture	91,951	75,787	-18%
Capital outlay	116,057	-	-100%
Debt service	34,924	5,566	-84%
Unallocated fringes & insurance	-	-	n/a
Net Interfund transfers	30,172	-	-100%
<b>total expenditures</b>	<b>\$ 983,819</b>	<b>\$ 751,729</b>	<b>-24%</b>

**3. Spending per capita - compared to the prior year**



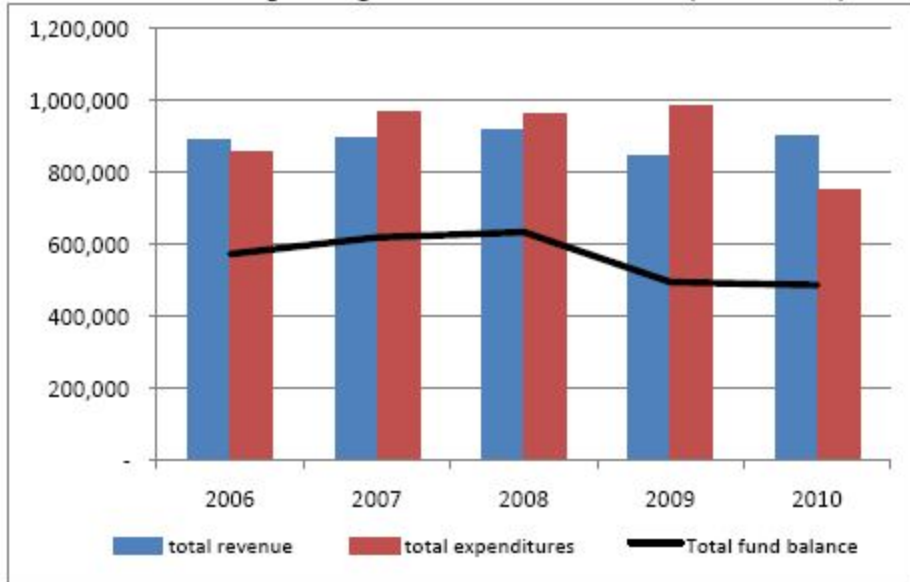
**4. Historical trends of individual departments:**



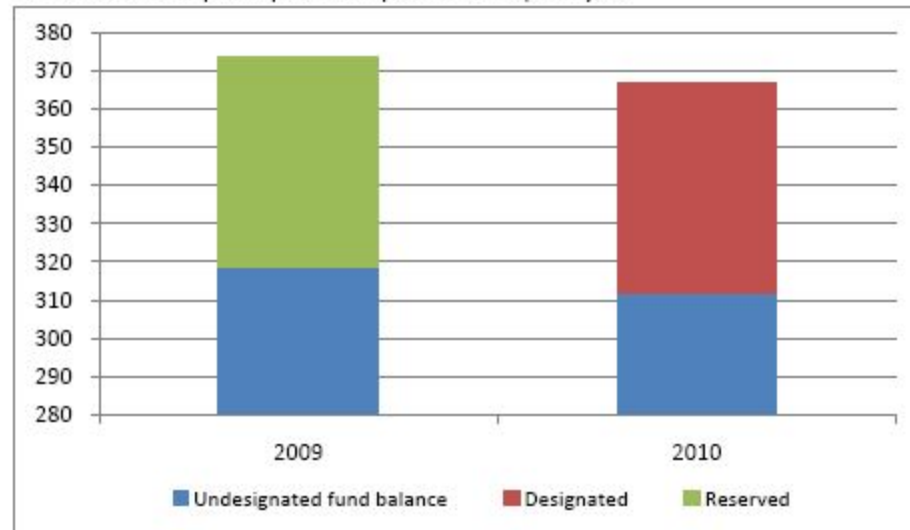
Commentary: The Village of Breckenridge has focused on streamlining services in efforts to cut spending.

**CITIZENS' GUIDE TO LOCAL UNIT FINANCES - Breckenridge - Gratiot**

1. How have we managed our governmental fund resources (fund balance)?



3. Fund balance per capita - compared to the prior year

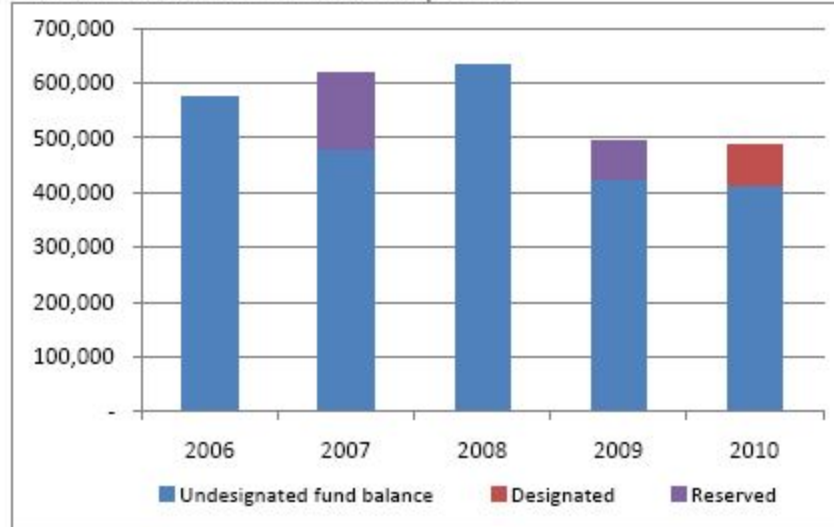


2. Compared to the prior year

**FINANCIAL POSITION**

	2009	2010	% change
Revenue	845,391	902,000	7%
Expenditures	983,819	751,729	-24%
Surplus (shortfall)	(138,428)	150,271	-209%
Fund balance, by component:			
Reserved	72,901	-	-100%
Designated	-	72,901	#DIV/0!
Undesignated	423,140	414,286	-2%
total fund balance	496,041	487,187	-2%

4. Historical trends of individual components

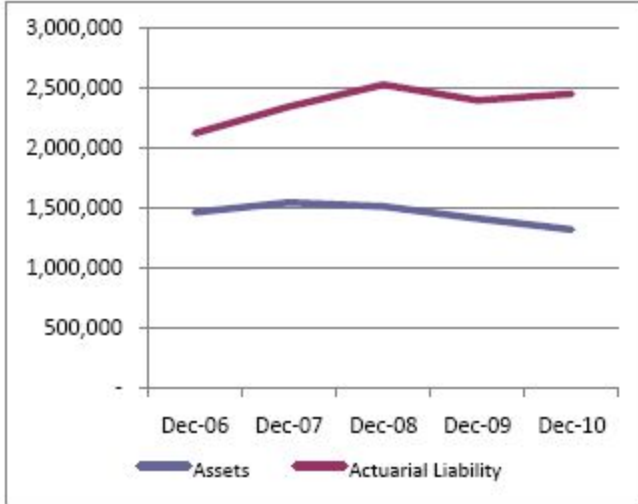


Commentary: The Village of Breckenridge has concentrated on keeping spending down and finding new sources of revenue in order to keep the financial state of the village strong.

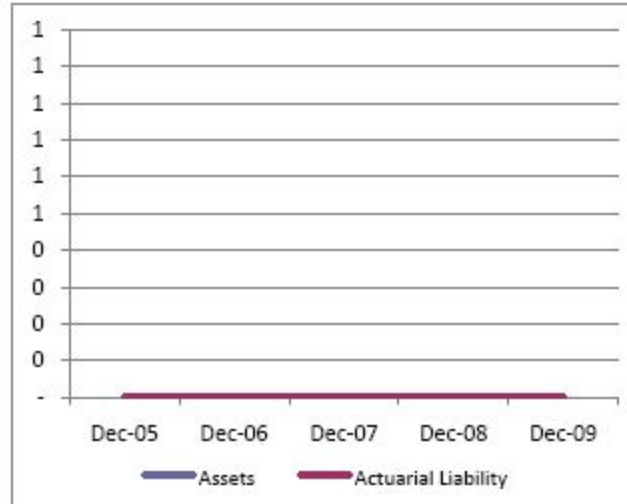
**CITIZENS' GUIDE TO LOCAL UNIT FINANCES - Breckenridge - Gratiot**

**OTHER LONG TERM OBLIGATIONS**

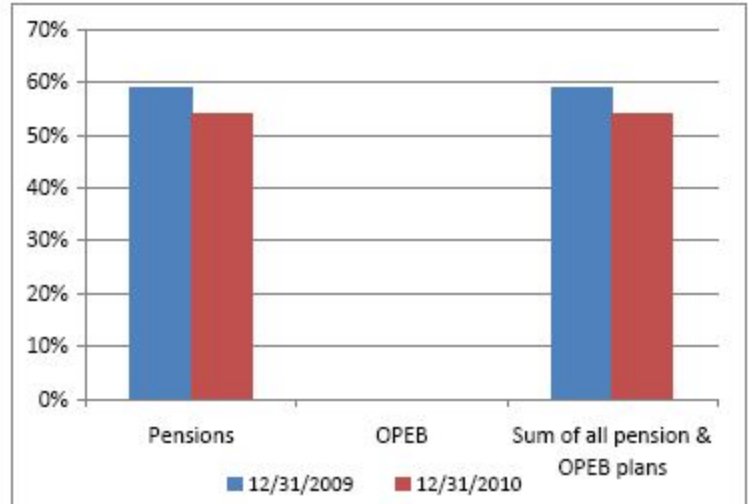
1. Pension funding status



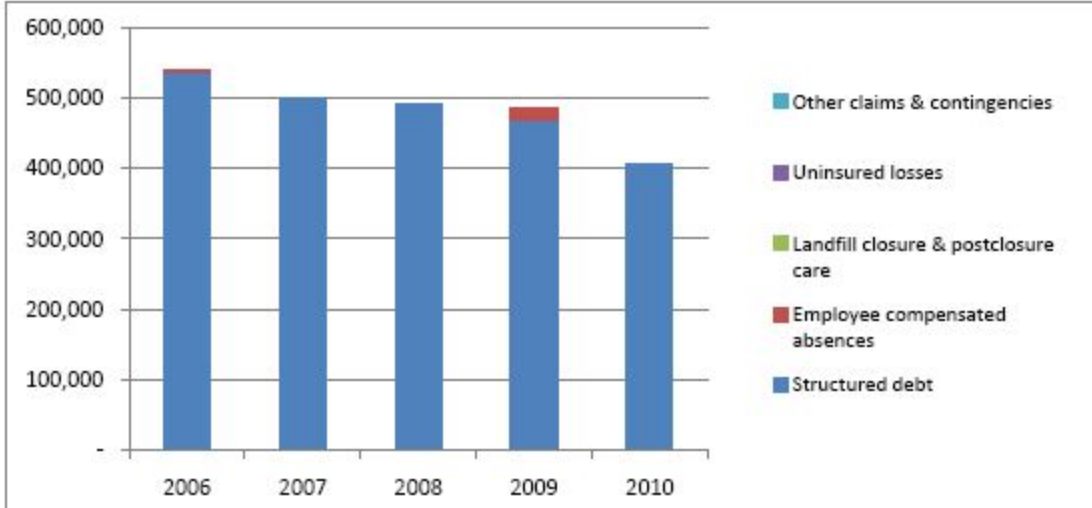
2. Retiree Health care funding status



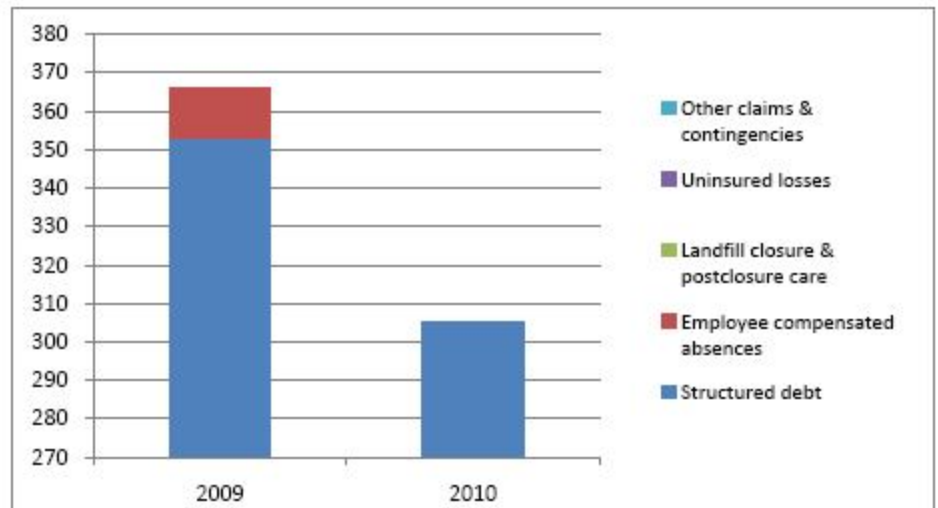
3. Percent funded - compared to the prior year



4. Long Term Debt obligations:



5. Debt & other long term obligations per capita - compared to the prior year



Commentary: